

SHREE BHAWANI 
PAPER MILLS LIMITED

AN ISO 9001 : 2008, ISO 14001 : 2004, OHSAS 18001 : 2007 CERTIFIED COMPANY

REGD. OFF. : 33, DAYANAND MARG, ALLAHABAD - 211 002, INDIA

Phones : 91-532-2548401, 2548404, 2548406 Fax : 91-532-2548425, e-mail : sbpmills1@gmail.com

CIN : L21015UP1979PLC004783 info@shbhawani.com

RO/ 867

10th October, 2014

Bombay Stock Exchange Limited
Phiroze Jeejeebhoy Tower
Dalal Street
MUMBAI-400001

Re: Shareholding Pattern of the Company – Clause 35 of the Listing Agreement


Sir,

Pursuant to Clause 35 of the Listing Agreement with the Stock Exchange, we are enclosing herewith Shareholding Pattern of the Company for the quarter ended 30th September, 2014.

Thanking you,

Yours faithfully,

For SHREE BHAWANI PAPER MILLS LIMITED


BABITA JAIN
COMPANY SECRETARY

Encl: as above

MILLS : INDUSTRIAL AREA ONE, POST BOX NO. 22, SULTANPUR ROAD, RAE BARELI - 229010. INDIA

Phones : 91-535-2702155-56. Fax : 91-535-2702159 e-mail : sbpml@sify.com


info@shbhawani.com

Sr.No	Notes
1	31719 partly paid equity shares in B2(b) ie - Individual shareholders holding nominal share capital up to Rs 1.00 Lacs
2	
3	
4	
5	
6	
7	
8	
9	




Statement Showing Shareholding Pattern for the Quarter ended 30.09.2014

Category of Shareholder	Table (I)(a)					Total shareholding as a percentage of total number of shares		Shares Pledged or otherwise encumbered	
	Number of Shareholders	Total number of shares	Number of shares held in dematerialized form	As a percentage of (A+B) ¹	As a percentage of (A+B+C)	Number of shares	As a percentage (IX) = (VIII)/(IV)*100		
(I)	(II)	(III)	(IV)	(V)	(VI)	(VII)	(VIII)	(IX)	
(A) Shareholding of Promoter and Promoter Group²									
1 Indian									
(a) Individuals/ Hindu Undivided Family	27	20901238	20901238	60.01	60.01	284600	1.36		
(b) Central Government/ State Government(s)									
(c) Bodies Corporate	4	3280143	3280143	9.42	9.42	0	0.00		
(d) Financial Institutions/ Banks									
(e) Any Others(Specify)									
(e-i)									
Sub Total(A)(1)	31	24181381	24181381	69.43	69.43	284600	1.18		
2 Foreign									
a Individuals (Non-Residents Individuals/ Foreign Individuals)									
b Bodies Corporate									
c Institutions									
d Any Others(Specify)									
d-i									
Sub Total(A)(2)	0	0	0	0.00	0.00	0	0.00		
Total Shareholding of Promoter and Promoter Group (A)= (A)(1)+(A)(2)	31	24181381	24181381	69.43	69.43	284600	1.18		
(B) Public shareholding									
1 Institutions									
(a) Mutual Funds/ UTI									
(b) Financial Institutions/ Banks	2	1400	0	0.00	0.00	0			




(c)	Central Government/ State Government(s)								
(d)	Venture Capital Funds								
(e)	Insurance Companies								
(f)	Foreign Institutional Investors								
(g)	Foreign Venture Capital Investors								
(h)	Any Other (specify)								
	Sub-Total (B)(1)	2	1400	0	0.00	0.00	0		
B 2	Non-Institutions								
(a)	Bodies Corporate	71	3838338	3825438	11.02	11.02	104999		
(b)	Individuals				0.00	0.00			
	Individuals -i. Individual shareholders holding nominal share capital up to Rs 1 lakh	2912	1959705	1672138	5.63	5.63	0		
II	ii. Individual shareholders holding nominal share capital in excess of Rs. 1 lakh.	54	4517217	4517217	12.97	12.97	0		
(c)	N.R.I.(REPT & NON-REPT)	14	12226	12026	0.04	0.04	0		
(c-i)	Clearing House/Public Trust								
(c-ii)	Corporate Bodies - OCB								
(c-iii)	Intermediary/Other Depository A/c								
(c-iv)	Hindu Undivided Family	64	316957	316957	0.91	0.91	0		
(c-v)	Clearing Members								
(c-vi)	Qualified Foreign Investor -Individual								
(c-vii)	Qualified Foreign Investor-Corporate								
	Sub-Total (B)(2)	3115	10644443	10343776	30.56	30.56			
(B)	Total Public Shareholding (B)= (B)(1)+(B)(2)	3117	10645843	10343776	30.57	30.57			
	TOTAL (A)+(B)	3148	34827224	34525157	100.00	100.00			
(C)	Shares held by Custodians and against Depository Receipts have been issued								
1	Promoter and Promoter Group								
2	Public								
	Sub-Total (C)								
	GRAND TOTAL (A)+(B)+(C)	3148	34827224	34525157	100.00	100.00			



(1)(b) Statement showing holding of securities (including shares, warrants, convertible securities) of persons belonging to the category "Promoter and Promoter Group" As on 30.09.2014

Sr. No.	Name of the shareholder	Details of Shares held			Enumerated shares (*)			Details of warrants		Details of convertible securities		Total shares (including underlying shares assuming full conversion of warrants and convertible securities) as a % of diluted share capital
		Number of shares held	As a % of grand total (A)+(B)+(C)	No.	As a percentage (V)=(V)/(iii)*100	As a % of grand total (A)+(B)+(C) of sub-clause (i)(a)	Number of warrants held	As a % total number of warrants of the same class	Number of convertible securities held	As a % total number of convertible securities of the same class		
(i)	(ii)	(iii)	(iv)	(v)	(vi)=(v)/(iii)*100	(vii)	(viii)	(ix)	(x)	(xi)	(xii)	
1	KIRAN GOENKA	1740000	5.00	0	0.00	0.00						
2	MEENU TANDON	287400	0.83	0	0.00	0.00						
3	CHAVI TANDON	112999	0.32	0	0.00	0.00						
4	ALANKAR TANDON	248000	0.71	0	0.00	0.00						
5	NEERA TANDON	949398	2.73	0	0.00	0.00						
6	AKSHAT TANDON	1017875	2.92	0	0.00	0.00						
7	BADRI VISHAL TANDON	246998	0.71	0	0.00	0.00						
8	SULOCHANI DEVI TANDON	280399	0.81	0	0.00	0.00						
9	BADRI VISHAL TANDON	212697	0.61	0	0.00	0.00						
10	GAURAV TANDON	999198	2.87	0	0.00	0.00						
11	ALANKAR TANDON	106699	0.31	0	0.00	0.00						
12	BADRI VISHAL TANDON	261050	0.75	0	0.00	0.00						
13	GIRISH TANDON	395350	1.14	0	0.00	0.00						
14	BADRI VISHAL TANDON	356248	1.02	0	0.00	0.00						
15	BADRI VISHAL TANDON	52000	0.15	0	0.00	0.00						
16	GIRISH TANDON	343449	0.99	0	0.00	0.00						
17	BADRI VISHAL TANDON	295149	0.85	0	0.00	0.00						
18	BADRI VISHAL TANDON	3661347	10.51	0	0.00	0.00						
19	PARIDHI TANDON	99999	0.29	0	0.00	0.00						
20	ALANKAR TANDON	579100	1.66	0	0.00	0.00						
21	SURABHI MEHARA	99999	0.29	0	0.00	0.00						
22	EIA TANDON	50060	0.14	0	0.00	0.00						
23	DAMINI TANDON	48000	0.14	0	0.00	0.00						
24	OMPRAKASH GOENKA	4693224	13.48	0	0.00	0.00						
25	GAURAV O GOENKA	1740000	5.00	0	0.00	0.00						



(1)(c)(i) Statement showing holding of securities (including shares, warrants, convertible securities) of persons belonging to the category "Public" and holding more than 1% of the total number of shares AS on 30.09.2014

Sr. No.	Name of the shareholder	Number of shares held	Shares as a percentage of total number of shares (i.e., Grand Total (A)+(B)+(C) indicated in Statement at para (1)(a) above)	Details of warrants		Details of convertible securities		Total shares (including underlying shares assuming full conversion of warrants and convertible securities) as a % of diluted share capital
				Number of warrants held	As a % total number of warrants of the same class	Number of convertible securities held	% w.r.t total number of convertible securities of the same class	
1	GANGES LEASING AND FINANCE COMPANY LIMITED	1500000	4.31	0	0	0	0	
2	COMPETENT FINANCIAL SERVICES PRIVATE LIMITED	1450000	4.16	0	0	0	0	
3	MOHIT CHATURVEDI	650000	1.87	0	0	0	0	
4	BINA CHATURVEDI	650000	1.87	0	0	0	0	
5	SANGEETHA S	612935	1.76	0	0	0	0	
6	WINODCHANDRA MANSUKHLAL PAREKH	364499	1.05	0	0	0	0	
TOTAL		5227434	15.01	0	0	0	0	0



(1)(d) Statement showing details of locked-in shares As on 30.09.2014

Sr. No.	Name of the shareholder	Number of locked-in shares	Locked-in shares as a percentage of total number of shares {i.e., Grand Total (A)+(B)+(C) indicated in Statement at para (1)(a) above}	PROMOTER / PROMOTER GROUP / PUBLIC
NIL				



(11)(a) Statement showing details of Depository Receipts (DRs) as on 30.09.2014

Sr. No.	Type of outstanding DR (ADRs, GDRs, SDRs, etc.)	Number of outstanding DRs	Number of shares underlying outstanding DRs	Shares underlying outstanding DRs as a percentage of total number of shares {i.e., Grand Total (A)+(B)+(C) Indicated in Statement at para (1)(a) above}
1	NIL			0.00
TOTAL		0	0	0.00



(1D)(b) Statement showing holding of Depository Receipts (DRs), where underlying shares held by "promoter/promoter group" are in excess of 1% of the total number of shares As on 30.09.2014

Sr. No.	Name of the DR Holder	Type of outstanding DR (ADRs, GDRs, SDRs, etc.)	Number of shares underlying outstanding DRs	Shares underlying outstanding DRs as a percentage of total number of shares {i.e., Grand Total (A)+(B)+(C) indicated in Statement at para (1)(a) above}
---------	-----------------------	---	---	---

NIL

