

SHREE BHAWANI PAPER MILLS LIMITED

AN ISO 9001 : 2008, ISO 14001 : 2004, OHSAS 18001 : 2007 CERTIFIED COMPANY
REGD. OFF. : 33, DAYANAND MARG, ALLAHABAD - 211 002, INDIA
Phones : 91-532-2548401, 2548404, 2548406 Fax : 91-532-2548425, e-mail : sbpmills1@sancharnet.in

RO/ 1912

9th October, 2012

Bombay Stock Exchange Limited
Phiroze Jeejeebhoy Tower
Dalal Street
MUMBAI-400001

Re: Shareholding Pattern of the Company – Clause 35 of the Listing Agreement

Sir,

Pursuant to Clause 35 of the Listing Agreement with the Stock Exchange, we are enclosing herewith Shareholding Pattern of the Company for the quarter ended 30th September, 2012.

Thanking you,

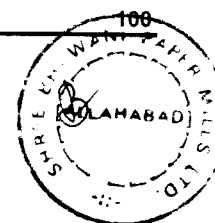
Yours faithfully,
For SHREE BHAWANI PAPER MILLS LIMITED


BABITA JAIN
COMPANY SECRETARY

Encl: as above

Introductory sub-table (I)(a)

Name of the Company: SHREE BHAWANI PAPER MILLS LIMITED			
Scrip Code, Name of the scrip, class of security: 502563 EQUITY SHARES			
Quarter ended: 30.09.2012			
Partly paid-up shares:-			
	No. of partly paid-up shares	As a % of total no. of partly paid-up shares	As a % of total no. of shares of the company
Held by promoter/promoter group	7354	18.82	0.02
Held by public	31719	81.18	0.09
Total - D	39073	100	0.11
Outstanding convertible securities:-			
	No. of outstanding securities	As a % of total no. of outstanding convertible securities	As a % of total no. of shares of the company, assuming full conversion of the convertible securities
Held by promoter/promoter group	0	0	0
Held by public	0	0	0
Total - E	0	0	0
Warrants:-			
	No. of warrants	As a % of total no. of warrants	As a % of total no. of shares of the company, assuming full conversion of warrants
Held by promoter/promoter group	0	0	0
Held by public	0	0	0
Total - F	0	0	0
Total paid-up capital of the company, assuming full conversion of warrants and convertible securities			
	34827224	0	




Statement Showing Shareholding Pattern for the Quarter Ended 30.09.2012


		Table (I)(a)				Total shareholding as a percentage of total number of shares		Shares Pledged or otherwise encumbered	
Category code	Category of Shareholder	Number of Shareholders	Total number of shares	Number of shares held in dematerialized form	As a percentage of (A+B) ¹	As a percentage of (A+B+C)	Number of shares	As a percentage	
(I)	(II)	(III)	(IV)	(V)	(VI)	(VII)	(VIII)	(IX)=(VIII)/(IV)*100	
(A)	Shareholding of Promoter and								
1	Indian								
(a)	Individuals/ Hindu Undivided Family	28	20902238	20902238	60.02	60.02	284600	1.36	
(b)	Central Government/ State Government(s)	0	0	0	0.00	0.00	0.00	0.00	
(c)	Bodies Corporate	5	3280143	3280143	9.42	9.42	0.00	0.00	
(d)	Financial Institutions/ Banks	0	0	0	0.00	0.00	0.00	0.00	
(e)	Any Others(Specify)	0	0	0	0.00	0.00	0.00	0.00	
(e-i)					0.00	0.00	0.00	0.00	
(e-ii)					0.00	0.00	0.00	0.00	
	Sub Total(A)(1)	33	24182381	24182381	69.44	69.44	284600	1.18	
2	Foreign								
a	Individuals (Non-Residents Individuals/ Foreign Individuals)	0	0	0	0.00	0.00	0.00	0.00	
b	Bodies Corporate	0	0	0	0.00	0.00	0.00	0.00	
c	Institutions	0	0	0	0.00	0.00	0.00	0.00	
d	Any Others(Specify)	0	0	0	0.00	0.00	0.00	0.00	
d-i					0.00	0.00	0.00	0.00	
d-ii					0.00	0.00	0.00	0.00	



	Sub Total(A)(2)	0	0	0	0.00	0.00	0.00	0.00
	Total Shareholding of Promoter and	33	24182381	24182381	69.44	69.44	284600	1.18
(B)	Public shareholding							
1	Institutions							
(a)	Mutual Funds/ UTI	0	0		0.00	0.00	0	0.00
(b)	Financial Institutions / Banks	2	1400		0.00	0.00	0	0.00
(c)	Central Government/ State Government(s)	0	0	0	0.00	0.00	0	0.00
(d)	Venture Capital Funds	0	0	0	0.00	0.00	0	0.00
(e)	Insurance Companies	0	0	0	0.00	0.00	0	0.00
(f)	Foreign Institutional Investors	0	0	0	0.00	0.00	0	0.00
(g)	Foreign Venture Capital Investors	0	0	0	0.00	0.00	0	0.00
(h)	Any Other (specify)	0	0	0	0.00	0.00	0	0.00
(h-i)		0	0	0	0.00	0.00	0	0.00
(h-ii)		0	0	0	0.00	0.00	0	0.00
								0.00
	Sub-Total (B)(1)	2	1400	0	0.00	0.00	0	0.00
B 2	Non-institutions							
(a)	Bodies Corporate	79	2135659	2122759	6.13	6.13	0	0.00
(b)	Individuals						0	0.00
I	Individuals -i. Individual shareholders holding nominal share capital up to Rs 1 lakh	2963	1994447	1693446	5.73	5.73	0	0.00
II	ii. Individual shareholders holding nominal share capital in excess of Rs. 1 lakh.	54	6181537	6166537	17.75	17.75	0	0.00
(c)	Any Other (specify)NRI	12	14973	14773	0.04	0.04	0	0.00
(c-i)	Intermediary/other depository A/c	67	316727	316727	0.91	0.91	0	0.00
(c-ii)		0	0		0.00	0.00	0	0.00




	Sub-Total (B)(2)	3177	10643443	10314342	30.56	30.56	0	0.00
(B)	Total Public Shareholding (B)= (B)(1)+(B)(2)	3179	10644843	10314342	30.56	30.56	0	0.00
	TOTAL (A)+(B)	3212	34827224	34496723	100.00	100.00	0	0.00
(C)	Shares held by Custodians and against which Depository Receipts have been issued							
1	Promoter and Promoter Group					0.00	0	0.00
2	Public					0.00	0	0
	Sub-Total (C)	0	0	0		0	0	0
	GRAND TOTAL (A)+(B)+(C)	3400	34827224	34496723		100.00	284600	0.82



Notes


31719 partly paid equity shares are in B 2(b) ie - individual shareholder holding nominal share capital up to Rs 1.00 Lac.

7354 partly paid equity shares are in A 1(C) ie Shareholding of Promoter & Promoter Group Bodies Corporate




(I)(b) Statement showing holding of securities (including shares, warrants, convertible securities) of persons belonging to the category "Promoter and Promoter Group" As on 30.09.2012

Sr. No.	Name of the shareholder	Details of Shares held		Encumbered shares (*)			Details of warrants		Details of convertible securities		Total shares (including underlying shares assuming full conversion of warrants and convertible securities)
		Number of shares held	As a % of grand total (A) +(B) +(C)	No.	As a percentage	As a % of grand total (A)+(B)+(C) of sub-clause (I)(a)	Number of warrants held	As a % total number of warrants of the same class	Number of convertible securities held	As a % total number of convertible securities of the same class	
(i)	(ii)	(iii)	(iv)	(v)	(vi)=(v)/(iii)*100	(vii)	(viii)	(ix)	(x)	(xi)	(xii)
1	CHANDRA MOHAN KRISHNA	1000	0.00		0.00	0.00		0.00	0.00	0.00	
2	DAMINI TANDON	48000	0.14		0.00	0.00		0.00	0.00	0.00	
3	ELA TANDON	50060	0.14		0.00	0.00		0.00	0.00	0.00	
4	BADRI VISHAL TANDON	52000	0.15		0.00	0.00		0.00	0.00	0.00	
5	PARIDHI TANDON	99999	0.29		0.00	0.00		0.00	0.00	0.00	
6	SURABHI TANDON	99999	0.29		0.00	0.00		0.00	0.00	0.00	
7	ALANKAR TANDON	106699	0.31		0.00	0.00		0.00	0.00	0.00	
8	CHAVI TANDON	112999	0.32		0.00	0.00		0.00	0.00	0.00	
9	BADRI VISHAL TANDON	212697	0.61		0.00	0.00		0.00	0.00	0.00	
10	BADRI VISHAL TANDON	246998	0.71		0.00	0.00		0.00	0.00	0.00	
11	ALANKAR TANDON	248000	0.71		0.00	0.00		0.00	0.00	0.00	
12	BADRI VISHAL TANDON	261050	0.75		0.00	0.00		0.00	0.00	0.00	
13	SULOCHANI DEVI TANDON	280399	0.81		0.00	0.00		0.00	0.00	0.00	
14	GIRISH TANDON	284600	0.82	284600	1.36	0.82		0.00	0.00	0.00	
15	MEENU TANDON	287400	0.83		0.00	0.00		0.00	0.00	0.00	
16	BADRI VISHAL TANDON	295149	0.85		0.00	0.00		0.00	0.00	0.00	
17	GIRISH TANDON	343449	0.99		0.00	0.00		0.00	0.00	0.00	
18	BADRI VISHAL TANDON	356248	1.02		0.00	0.00		0.00	0.00	0.00	
19	GIRISH TANDON	395350	1.14		0.00	0.00		0.00	0.00	0.00	
20	ALANKAR TANDON	579100	1.66		0.00	0.00		0.00	0.00	0.00	
21	NEERA TANDON	949398	2.73		0.00	0.00		0.00	0.00	0.00	
22	GAURAV TANDON	999198	2.87		0.00	0.00		0.00	0.00	0.00	
23	AKSHAT TANDON	1017875	2.92		0.00	0.00		0.00	0.00	0.00	
24	KIRAN GOENKA	1740000	5.00		0.00	0.00		0.00	0.00	0.00	



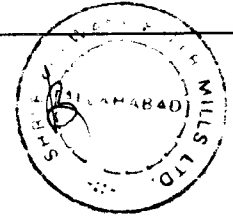
25	GAURAV GOENKA	1740000	5.00		0.00	0.00		0.00	0.00	0.00	
26	GIRIJA GOENKA	1740000	5.00		0.00	0.00		0.00	0.00	0.00	
27	BADRI VISHAL TANDON	3661347	10.51		0.00	0.00		0.00	0.00	0.00	
28	OM PRAKASH GOENKA	4693224	13.48		0.00	0.00		0.00	0.00	0.00	
		20902238	60.02								
	BODIES CORPORATE										
1	TANDON INVESTMENTS PRIVATE L	194250	0.56		0.00	0.00		0.00	0.00	0.00	
2	ALANKAR UDYOG PRIVATE LIMITE	203400	0.58		0.00	0.00		0.00	0.00	0.00	
3	SAHITYA BHAWAN PVT.LTD.	233460	0.67		0.00	0.00		0.00	0.00	0.00	
4	MIRAH DEKOR LIMITED	2641679	7.59		0.00	0.00		0.00	0.00	0.00	
5	MIRAH DEKOR LIMITED	7354	0.02		0.00	0.00		0.01	0.00	0.00	
		3280143	9.42		0.00	0.00		0.00	0.00	0.00	
	GRAND TOTAL	23273348	69.44	284600	1.18	0.82	0	0.00	0.00	0.00	0

(*) The term "encumbrance" has the same meaning as assigned to it in regulation 28(3) of the SAST Regulations, 2011



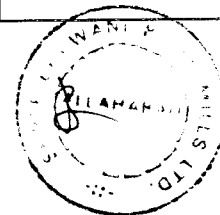
(I)(c)(i) Statement showing holding of securities (including shares, warrants, convertible securities) of persons belonging to the category "Public" and holding more than 1% of the total number of shares as on 30.09.2012

Sr. No.	Name of the shareholder	Number of shares held	Shares as a percentage of total number of shares {i.e., Grand Total (A)+(B)+(C) indicated in Statement at para (I)(a) above}	Details of warrants		Details of convertible securities		Total shares (including underlying shares assuming full conversion of warrants and convertible securities) as a % of diluted share capital
				Number of warrants held	As a % total number of warrants of the same class	Number of convertible securities held	% w.r.t total number of convertible securities of the same class	
1	Bina Chaturvedi	1500000	4.31	0	0	0	0	
2	Mohit Chaturvedi	1500000	4.31	0	0	0	0	
3	Ganges Leasing & Finance Co Pvt Ltd	1500000	4.31	0	0	0	0	
4	Sangeetha S	440245	1.26	0	0	0	0	
5	Vinod Chandra Mansukhlal Parekh	352063	1.01		0	0	0	
TOTAL		5292308	15.20	0	0	0	0	0



(I)(c)(ii) Statement showing holding of securities (including shares, warrants, convertible securities) of persons (together with PAC) belonging to the category "Public" and holding more than 5% of the total number of shares of the company AS ON 30.09.2012

Sr. No.	Name(s) of the shareholder(s) and the Persons Acting in Concert (PAC) with them	Number of shares	Shares as a percentage of total number of shares {i.e., Grand Total (A)+(B)+(C) indicated in Statement at para (D)(a) above}	Details of warrants		Details of convertible securities		Total shares (including underlying shares assuming full conversion of warrants and convertible securities) as a % of diluted share capital
				Number of warrants	As a % total number of warrants of the same class	Number of convertible securities held	% w.r.t total number of convertible securities of the same class	
	NIL				0		0	
TOTAL		0	0.00	0	0	0	0	0



(I)(d) Statement showing details of locked-in shares
AS ON 30.09.2012

Sr. No.	Name of the shareholder	Number of locked-in shares	Locked-in shares as a percentage of total number of shares {i.e., Grand Total (A)+(B)+(C) indicated in Statement at para (I)(a) above}
1	OM PRAKASH GOENKA	4693224	13.48
2	BADRI VISHAL TANDON	2250000	6.46
3	GIRIJA GAURAV GOENKA	1740000	5.00
4	MIRAH DEKOR LIMITED	1740000	5.00
5	GAURAV GOENKA	1740000	5.00
6	KIRAN GOENKA	1740000	5.00
	TOTAL	13903224	39.92

